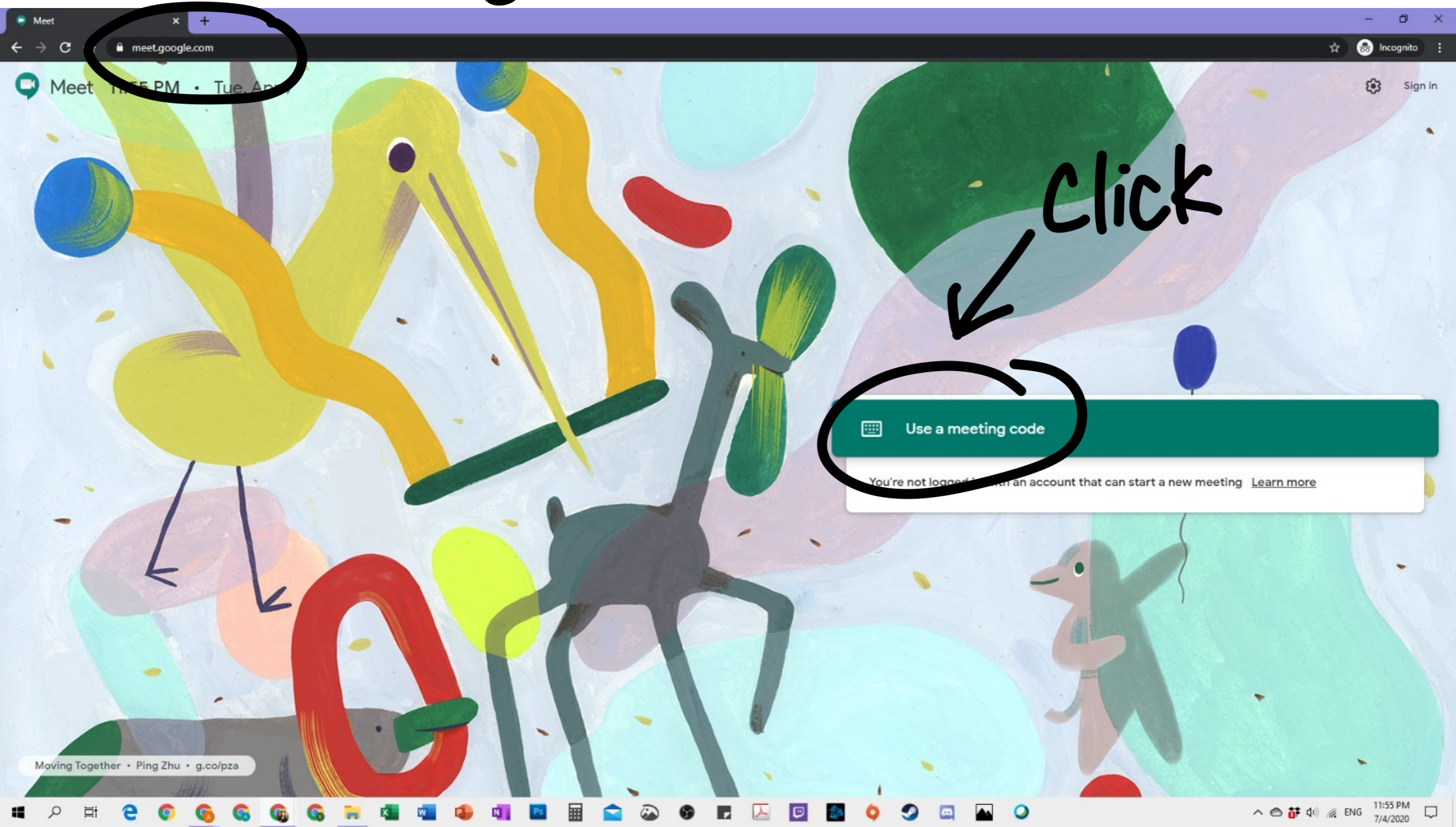


**Using Google
Meet on the
computer**

meet.google.com



Type meeting code given by teacher

The image shows a screenshot of the Google Meet website in an Incognito browser window. The address bar shows 'meet.google.com'. The page title is 'Meet 11:55 PM • Tue, Apr 7'. A modal dialog box titled 'Use a meeting code' is centered on the screen. It contains a text input field with the placeholder text 'Enter the meeting ID' and a 'Continue' button. A large black arrow points from the handwritten text above to the input field. In the background, there is a faint 'Use a meeting code' button and a link to 'Learn more'.

Use a meeting code

Enter the meeting ID

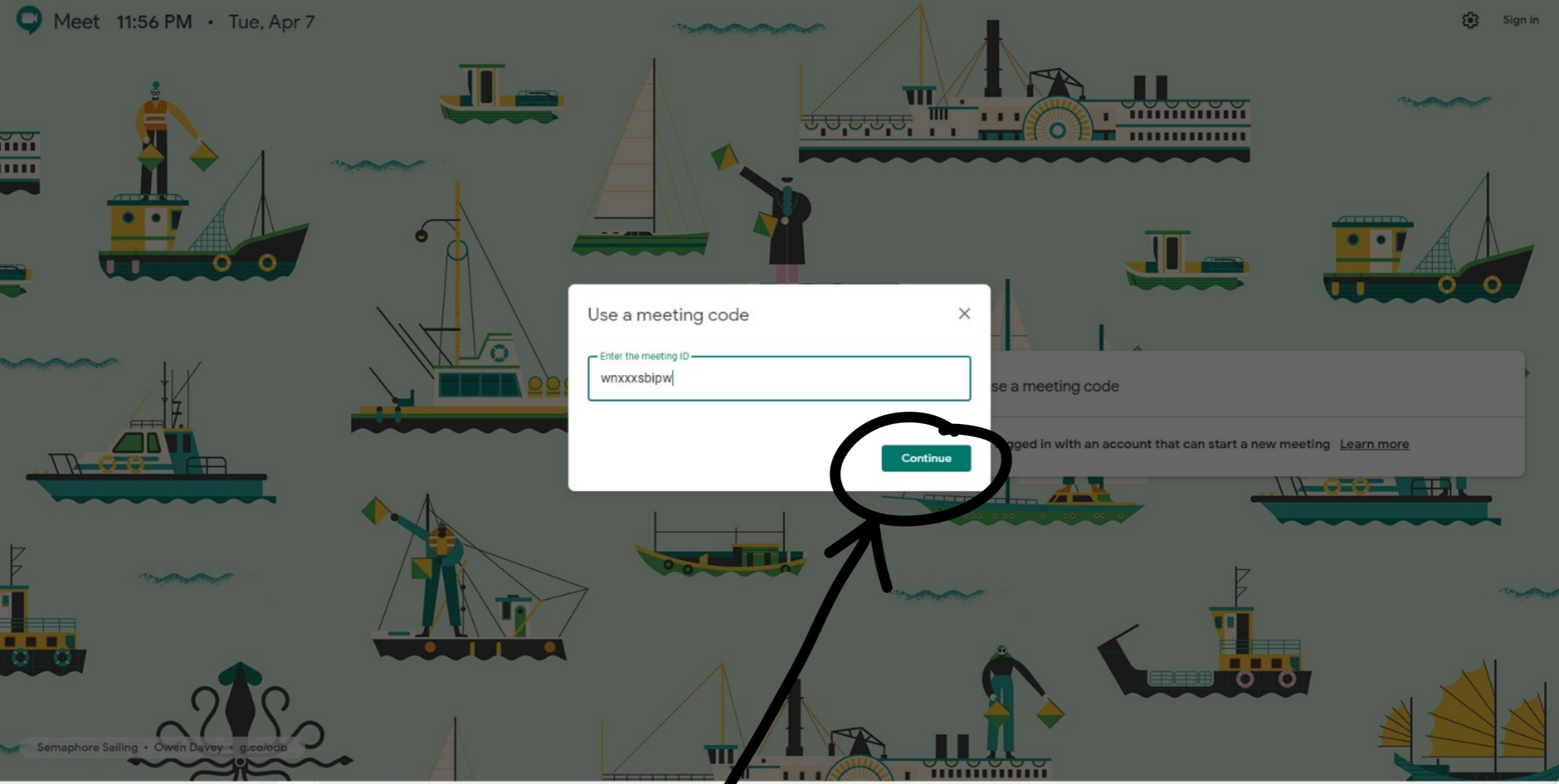
Continue

Use a meeting code

logged in with an account that can start a new meeting [Learn more](#)

Moving Together • Ping Zhu • g.co/pza

11:55 PM 7/4/2020

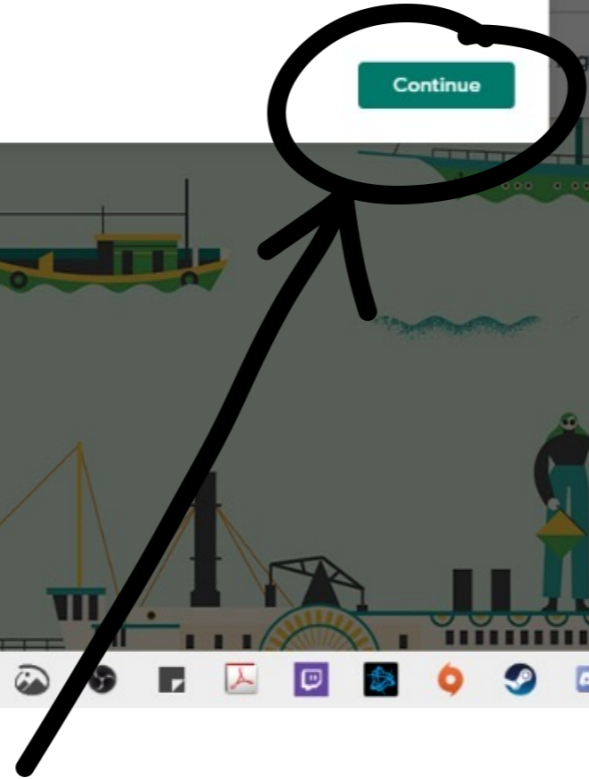


Use a meeting code

Enter the meeting ID

wnxxsbipw

Continue



Click

OR

**Click on the link given
by your teacher.**


It looks like this.

<https://meet.google.com/wnx-xxsp-spw>

meet.google.com wants to
Use your microphone
[Allow] [Block]

Allow microphone

No camera found



What's your name?
Your name
[Ask to join] [Present]

Type your name

Mute your mic and camera



Sign in

No camera found

What's your name?

Ask to join Present

click

To avoid echo, use the same device for your mic and speaker Settings

By joining, you agree to the Terms of Service and Privacy Policy. System info will be sent to confirm you're not a bot.

Wait for the teacher
to let you in



No camera found

Asking to join...
You'll join the call when someone lets you
in

To avoid echo, use the same device for your mic and speaker [Settings](#)

By joining, you agree to the [Terms of Service](#) and [Privacy Policy](#). System info will be sent to confirm you're not a bot.



Click to end meeting